

Overview - Public Entities Quarterly Reporting

Approved receipts

147,0

109,7%

Approved spending

148,0

38,7%

Surplus/(deficit)

-1,0

- ☐ R billion
- ☒ R million
- ☐ R thousand

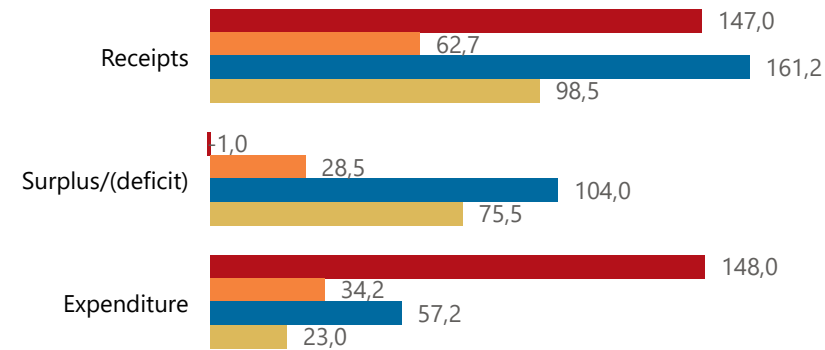


national treasury

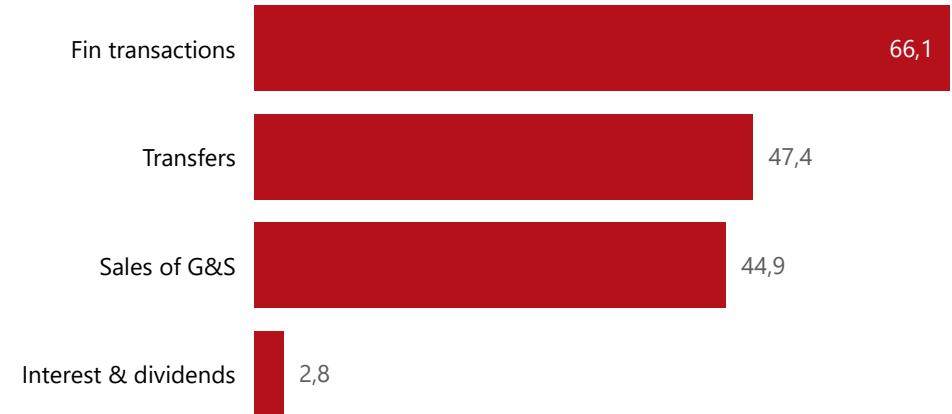
Department:
National Treasury
REPUBLIC OF SOUTH AFRICA

Consolidation

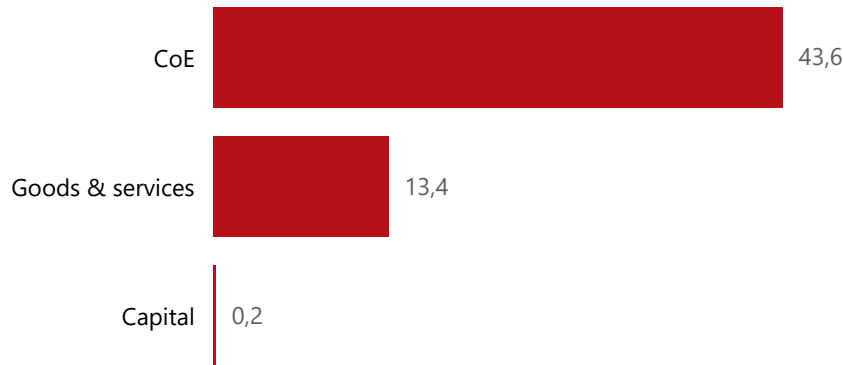
● Approved ● Forecast ● YTD ● Variance



Composition of receipts



Composition of spending



grouping



Quarter

2

Cluster

All

Department

Trade, Industry and Competition

Entity

National Credit Regulator

Spending by PFMA schedule

3A

57,2

Public Entities Receipts

Approved sales of G&S

46,9

95,6%

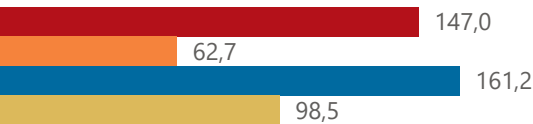
Approved transfers

78,1

60,8%

Actual vs Forecast

● Approved ● Forecast ● YTD ● Variance



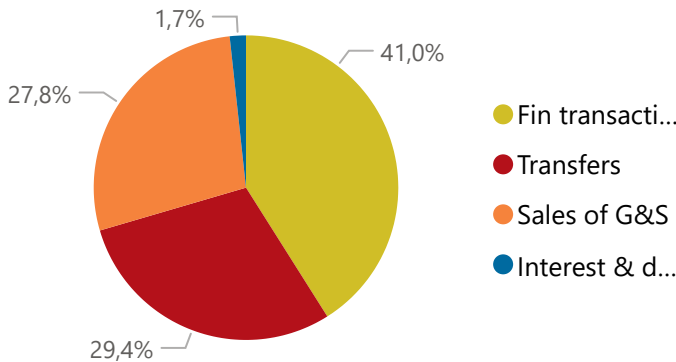
Top 5 Transfers

47,4



Departme... transfers

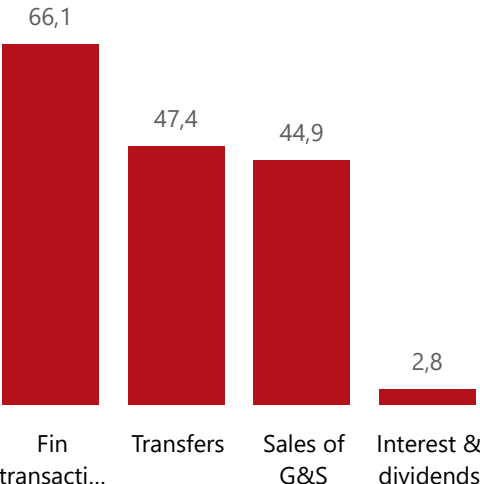
Composition of receipts



Receipts

| Level 3 | Approved | YTD | % YTD |
|------------------------|----------|-------|--------|
| ⊕ Fin transactions | 14,0 | 66,1 | 41,0% |
| ⊕ Transfers | 78,1 | 47,4 | 29,4% |
| ⊕ Sales of G&S | 46,9 | 44,9 | 27,8% |
| ⊕ Interest & dividends | 8,0 | 2,8 | 1,7% |
| Total | 147,0 | 161,2 | 100,0% |

Top 5 Receipts



Top 10 Entities

National Credit Regulator



161,2

○ R billion
● R million
○ R thousand



national treasury
Department:
National Treasury
REPUBLIC OF SOUTH AFRICA

Quarter

2

Cluster

All

Department

Trade, Industry and Competition

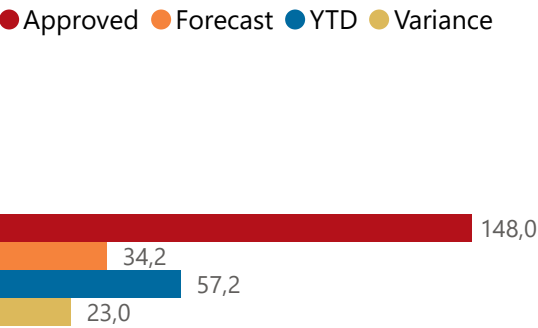
Entity

National Credit Regulator

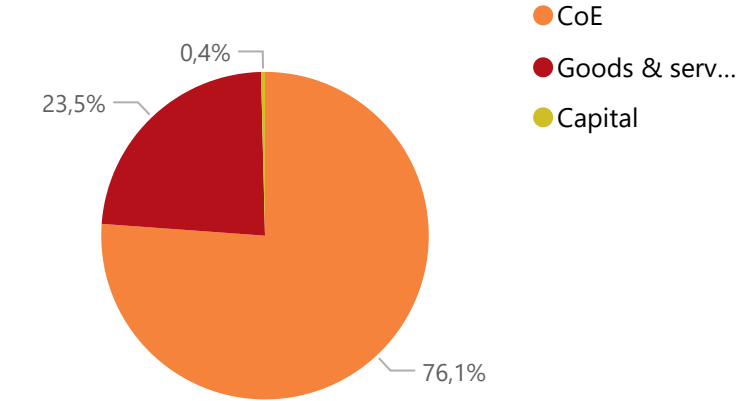
Public Entities Spending

| | | |
|--------------|--------------|--------------------|
| Approved CoE | Approved G&S | Approved transfers |
| 87,249,9% | 52,625,5% | 293,9109,7% |

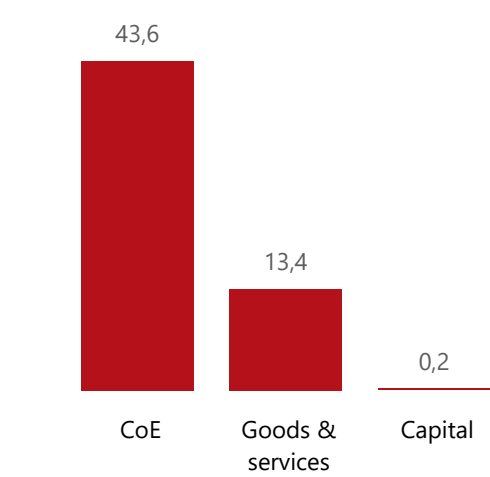
Actual vs Forecast



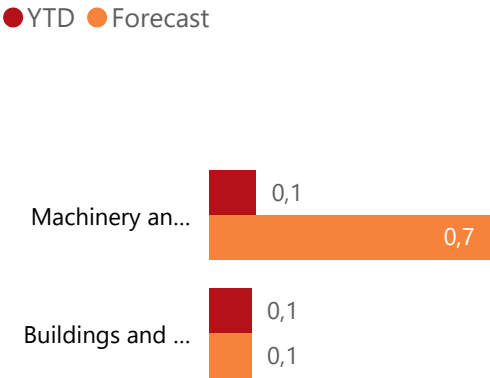
Composition of spending



Top 5 Goods & services



Capital assets



Spending

| Level 3 | Approved | YTD | % YTD |
|------------------|----------|------|--------|
| CoE | 87,2 | 43,6 | 76,1% |
| Goods & services | 52,6 | 13,4 | 23,5% |
| Capital | 8,1 | 0,2 | 0,4% |
| Total | 148,0 | 57,2 | 100,0% |

Top 10 Entities



○ R billion
● R million
○ R thousand

Quarter

2

Cluster

All

Department

Trade, Industry and Competition

Entity

National Credit Regulator